

TAW BOTTOM FITNESS TRAIL RISK ASSESSMENT

Assessors:

Signatures:




Date:





The Fitness Trail provision at Taw Bottom aims to offer stimulating, challenging environments for developing young people's abilities, including their ability to assess and manage risk for themselves. In doing this, we aim to manage the level of risk so that they are not exposed to unacceptable risks of death or serious injury. We will maintain and take care of the play area to ensure easily preventable accidents do not occur. Equipment will be fully checked annually, with additional checks periodically throughout the camping season.

Although we will do our best to eliminate risk, it is the duty of all camp/activity group leaders to carry out their own risk-benefit assessments of the facilities they will allow their members to use, and to monitor the manner in which they are used. If hazards are found, those leaders should use common sense as to removing the hazard and/or informing the warden or committee chair. The committee cannot be held responsible for the behaviour of young people on or around the equipment.

Record of findings for: children using the trail and supervising adults

Evaluation of risk: Severity: major injury or accident (4); lost time injury or damage (3); minor injury or damage (2); process delay (1)
Likelihood: certain or imminent (6); very likely (5); likely (4); may happen (3); unlikely (2); very unlikely (1)

Base	Hazard	S	L	Current controls	Required action
Base 1 Warm up					
 Base 2 Balance bars	slip off bars - ankle/foot injury	2	2	check surface of bars for algae check bars are secure in ground	use caution if wet
 Base 3 Bending posts	slip on ground splinters on poles	1	1	check for damage/deterioration to poles check ground surface (level, not bare earth)	
 Base 4 Bunny hops	splinters on bars tripping over bars	2	1	check bars for deterioration check bars are secure in ground	

	Base 5 Leapfrog	slip on ground slip on posts	2	2	check for algae or deterioration (posts) check ground surface	
	Base 6 Climbing frame & rope swing	slip on bars/ladders when wet mis-use of equipment: fall off (ankle/foot/leg/head injury)	2	2	Check: - climbing surfaces for defects or damage - wood chip surfacing is in good order - rope swing attachment is secure	use caution if wet
	Base 7 Climbing frame & tyre swing	slip on climbing surfaces/bars fall off (ankle/foot/leg/head injury)	2	2	Check: - climbing surfaces for algae - wood/rungs for defects or damage - rope ladder & tyre swing for defects - surfacing in good order	use caution if wet
	Base 8 Tunnel	hit head scrape knees/hands	1	1	check for deterioration of wood check ground surface for hard objects	

GENERAL

CHECK ground surfaces are level and clear of stones, gorse, brambles etc

CHECK there are no mud patches to slip on ie there is good vegetative cover

CHECK all wood for splinters, cracks, rotting and other damage

CHECK ropes on climbing frames for fraying

CHECK metal fixings on climbing frames for corrosion

CHECK steps and balance bars for algae (to cause slipping)

REVIEW instruction sheet to ensure participants are aware of possible hazards